

CONCOURSE LEVEL
ROSA VERDE TOWERS MEDICAL BUILDING

AREA DATA		
INTERIOR GROSS AREA	=	13544
MAJOR VERTICAL PENETRATIONS	=	650
PARKING	=	0
OCCUPANT STORAGE	=	0
OCCUPANT AREA	=	8756
BUILDING AMENITIES	=	0
FLOOR SERVICE AREA	=	4136

As BUILT
PROFESSIONALS

A DIVISION OF:



© 2011 AEC CONSULTANTS INC

ARCHITECTURAL BOMA ANALYSIS
Rosa Verde Tower
343 West Houston Street
San Antonio, TX

KEY

- MAJOR VERTICAL PENETRATIONS
- OCCUPANT AREA
- BUILDING AMENITY
- FLOOR SERVICE AREA

01	100% SUBMISSION	
NO.	ISSUES REVISIONS	DATE
HL		PROJECT MANAGER
HL		PROJECT DIRECTOR
012317-1		PROJECT NUMBER
1/8"=1'-0"		SCALE
CL		DRAWN BY
		SHEET NUMBER

AB-1







AREA DATA		
INTERIOR GROSS AREA	=	13936
MAJOR VERTICAL PENETRATIONS	=	650
PARKING	=	0
OCCUPANT STORAGE	=	0
OCCUPANT AREA	=	10239
BUILDING AMENITIES	=	35
FLOOR SERVICE AREA	=	3012



ARCHITECTURAL BOMA ANALYSIS

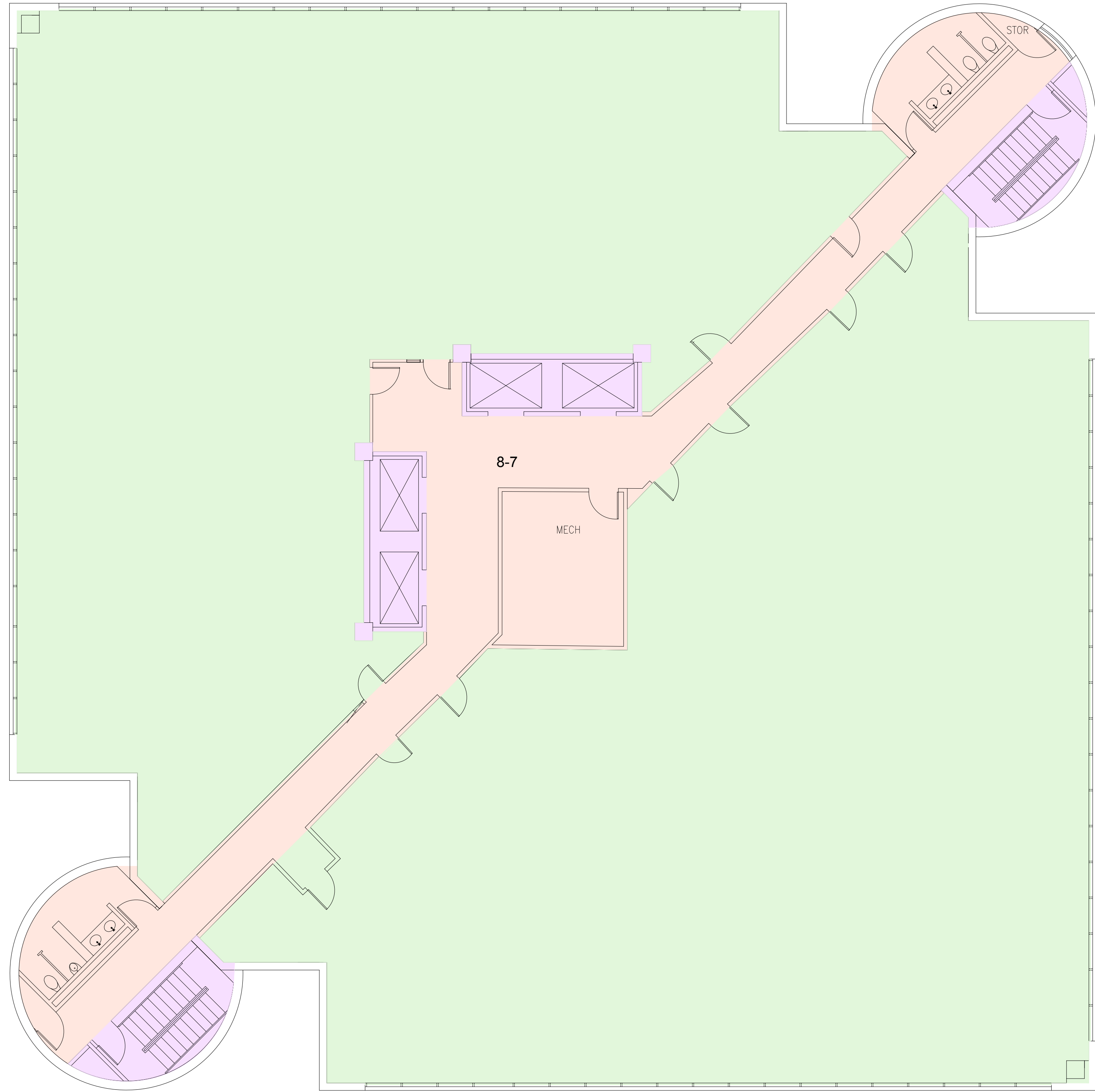
Rosa Verde Tower
343 West Houston Street
San Antonio, TX

KEY

-  MAJOR VERTICAL PENETRATIONS
-  OCCUPANT AREA
-  BUILDING AMENITY
-  FLOOR SERVICE AREA

01	100% SUBMISSION	
NO.	ISSUES REVISIONS	DATE
HL		PROJECT MANAGER
HL		PROJECT DIRECTOR
012317-1		PROJECT NUMBER
1/8"=1'-0"		SCALE
CL		DRAWN BY
		SHEET NUMBER

AB-2



SECOND FLOOR
ROSA VERDE TOWERS MEDICAL BUILDING

AREA DATA			
	INTERIOR GROSS AREA	=	13606
	MAJOR VERTICAL PENETRATIONS	=	605
	PARKING	=	0
	OCCUPANT STORAGE	=	0
	OCCUPANT AREA	=	11296
	BUILDING AMENITIES	=	0
	FLOOR SERVICE AREA	=	1705

As BUILT

PROFESSIONALS

A DIVISION OF:

AEC

CONSULTANTS INC

www.aecconsultantsinc.com

844.272.8458

© 2011 AEC CONSULTANTS INC

ARCHITECTURAL BOMA ANALYSIS

Rosa Verde Tower

343 West Houston Street

San Antonio, TX

KEY

MAJOR VERTICAL PENETRATIONS

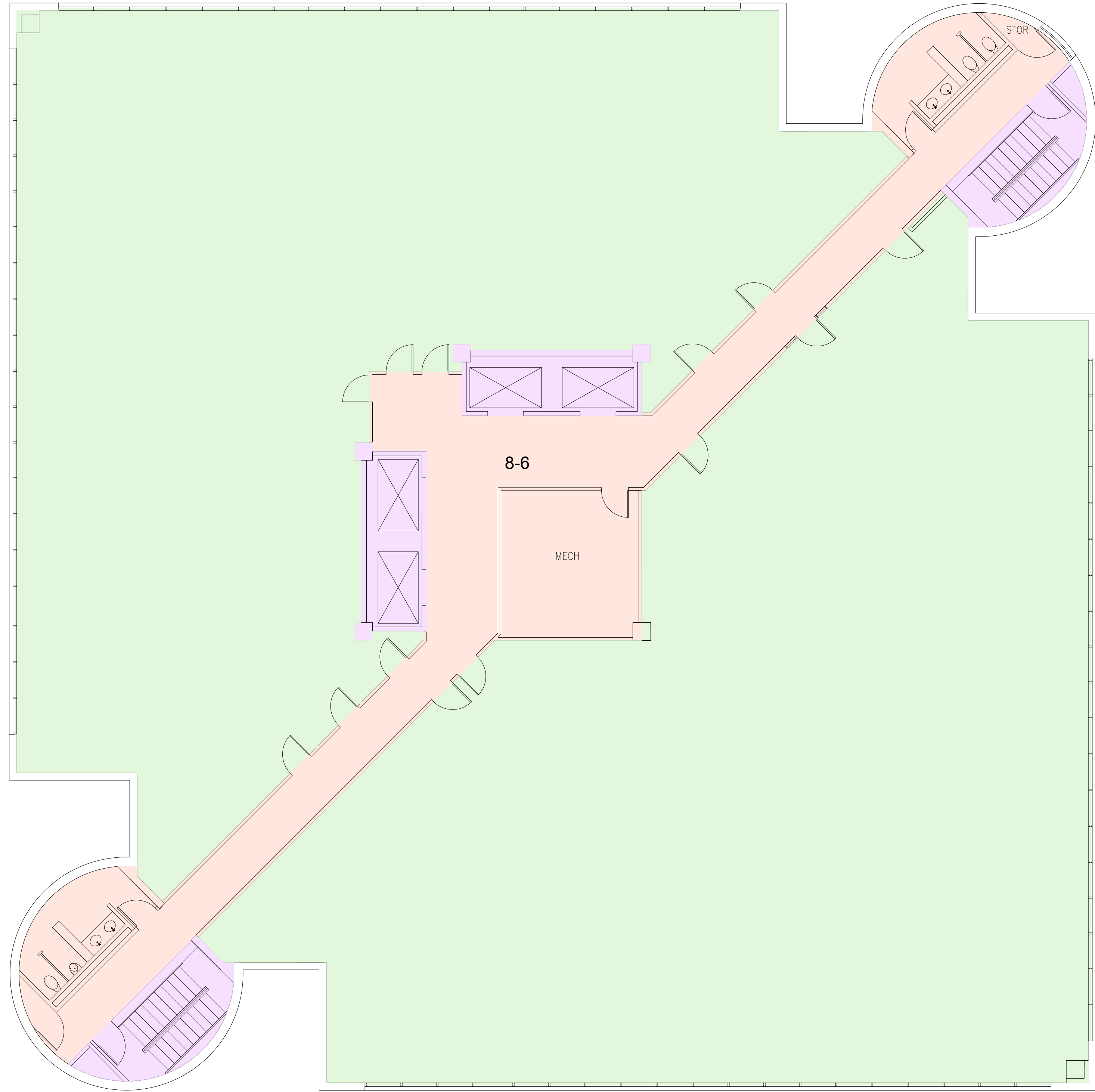
OCCUPANT AREA

BUILDING AMENITY

FLOOR SERVICE AREA

01	100% SUBMISSION	
NO.	ISSUES REVISIONS	DATE
HL		PROJECT MANAGER
HL		PROJECT DIRECTOR
012317-1		PROJECT NUMBER
1/8"=1'-0"		SCALE
CL		DRAWN BY
		SHEET NUMBER

AB-3



THIRD FLOOR
ROSA VERDE TOWERS MEDICAL BUILDING

AREA DATA		
INTERIOR GROSS AREA	=	13603
MAJOR VERTICAL PENETRATIONS	=	616
PARKING	=	0
OCCUPANT STORAGE	=	0
OCCUPANT AREA	=	11287
BUILDING AMENITIES	=	0
FLOOR SERVICE AREA	=	1700

As BUILT

PROFESSIONALS

A DIVISION OF:

AEC

CONSULTANTS INC

www.aecconsultantsinc.com

844.272.8458

© 2011 AEC CONSULTANTS INC

ARCHITECTURAL BOMA ANALYSIS

Rosa Verde Tower

343 West Houston Street

San Antonio, TX

KEY

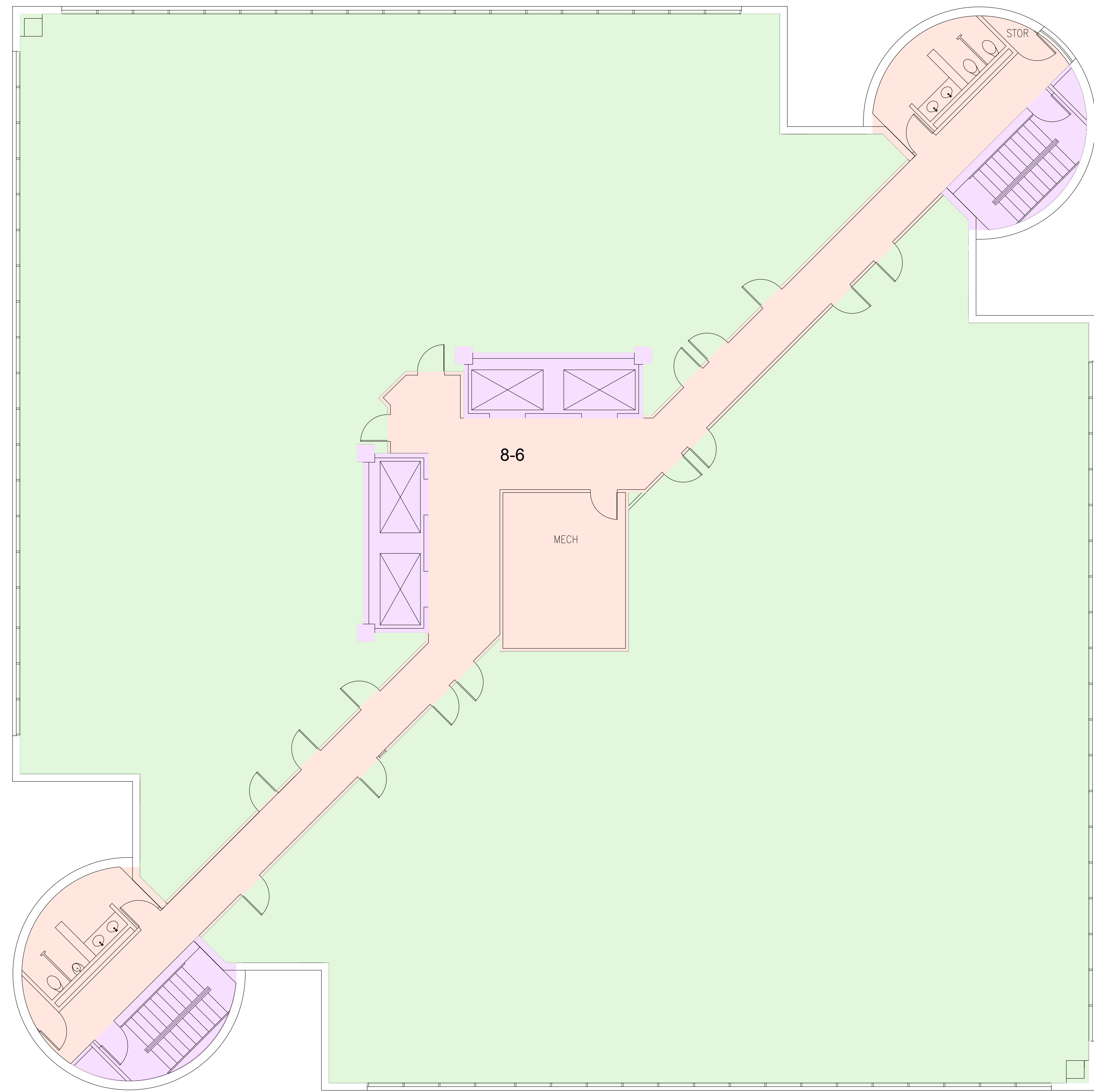
MAJOR VERTICAL PENETRATIONS

OCCUPANT AREA

BUILDING AMENITY

FLOOR SERVICE AREA

01	100% SUBMISSION	
NO.	ISSUES REVISIONS	DATE
HL		PROJECT MANAGER
HL		PROJECT DIRECTOR
012317-1		PROJECT NUMBER
1/8"=1'-0"		SCALE
CL		DRAWN BY
		SHEET NUMBER



FOURTH FLOOR
ROSA VERDE TOWERS MEDICAL BUILDING

AREA DATA		
INTERIOR GROSS AREA	=	13603
MAJOR VERTICAL PENETRATIONS	=	616
PARKING	=	0
OCCUPANT STORAGE	=	0
OCCUPANT AREA	=	11313
BUILDING AMENITIES	=	0
FLOOR SERVICE AREA	=	1674

As BUILT

PROFESSIONALS

A DIVISION OF:

AEC

CONSULTANTS INC

www.aecconsultantsinc.com

844.272.8458

© 2011 AEC CONSULTANTS INC

ARCHITECTURAL BOMA ANALYSIS

Rosa Verde Tower

343 West Houston Street

San Antonio, TX

KEY

MAJOR VERTICAL PENETRATIONS

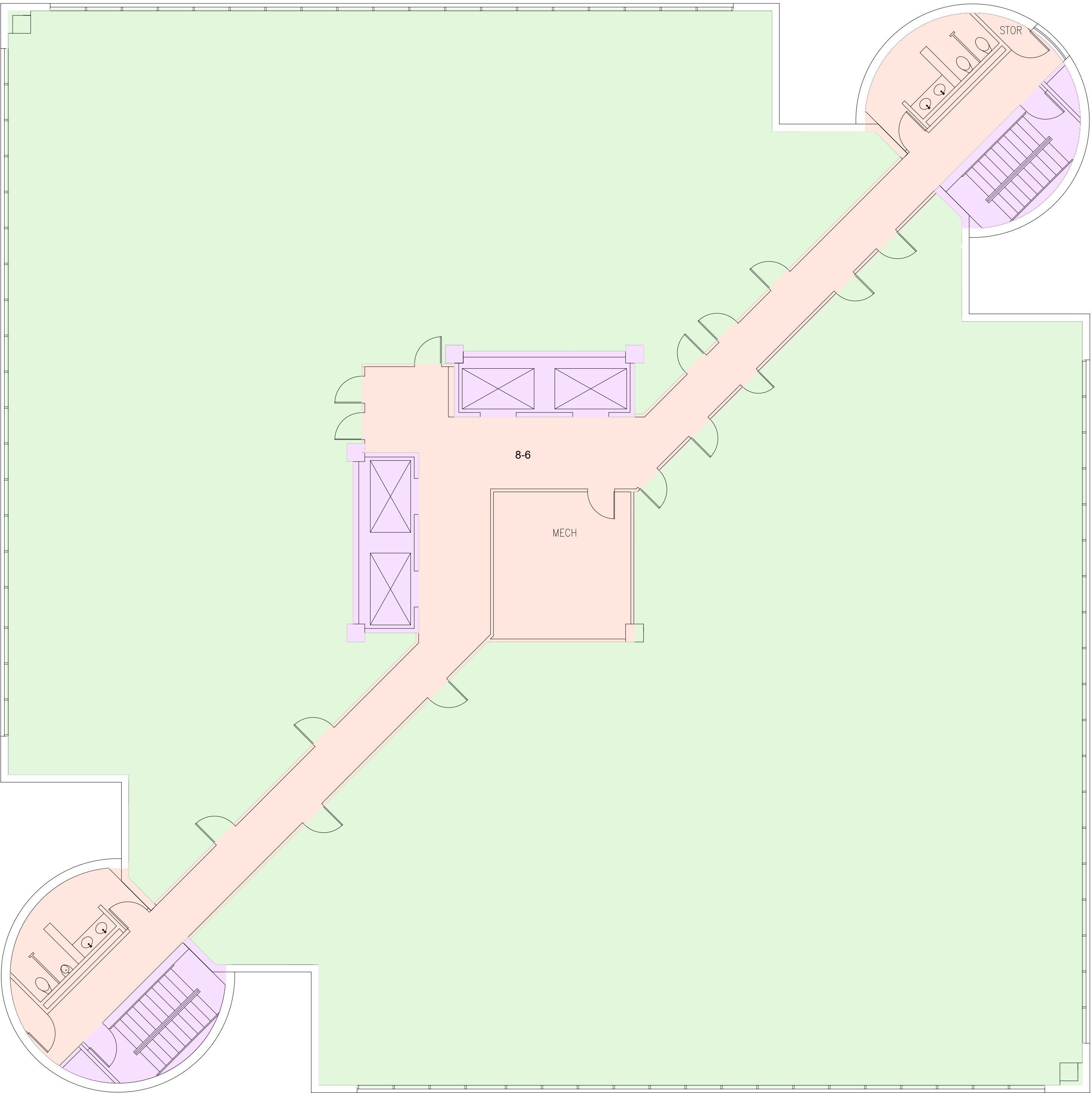
OCCUPANT AREA

BUILDING AMENITY

FLOOR SERVICE AREA

01	100% SUBMISSION	
NO.	ISSUES REVISIONS	DATE
HL		PROJECT MANAGER
HL		PROJECT DIRECTOR
012317-1		PROJECT NUMBER
1/8"=1'-0"		SCALE
CL		DRAWN BY
		SHEET NUMBER

AB-5



FIFTH FLOOR
ROSA VERDE TOWERS MEDICAL BUILDING

AREA DATA		
INTERIOR GROSS AREA	=	13603
MAJOR VERTICAL PENETRATIONS	=	616
PARKING	=	0
OCCUPANT STORAGE	=	0
OCCUPANT AREA	=	11308
BUILDING AMENITIES	=	0
FLOOR SERVICE AREA	=	1710

As BUILT

PROFESSIONALS

A DIVISION OF:

AEC

CONSULTANTS INC

www.aecconsultantsinc.com

844.272.8458

© 2011 AEC CONSULTANTS INC

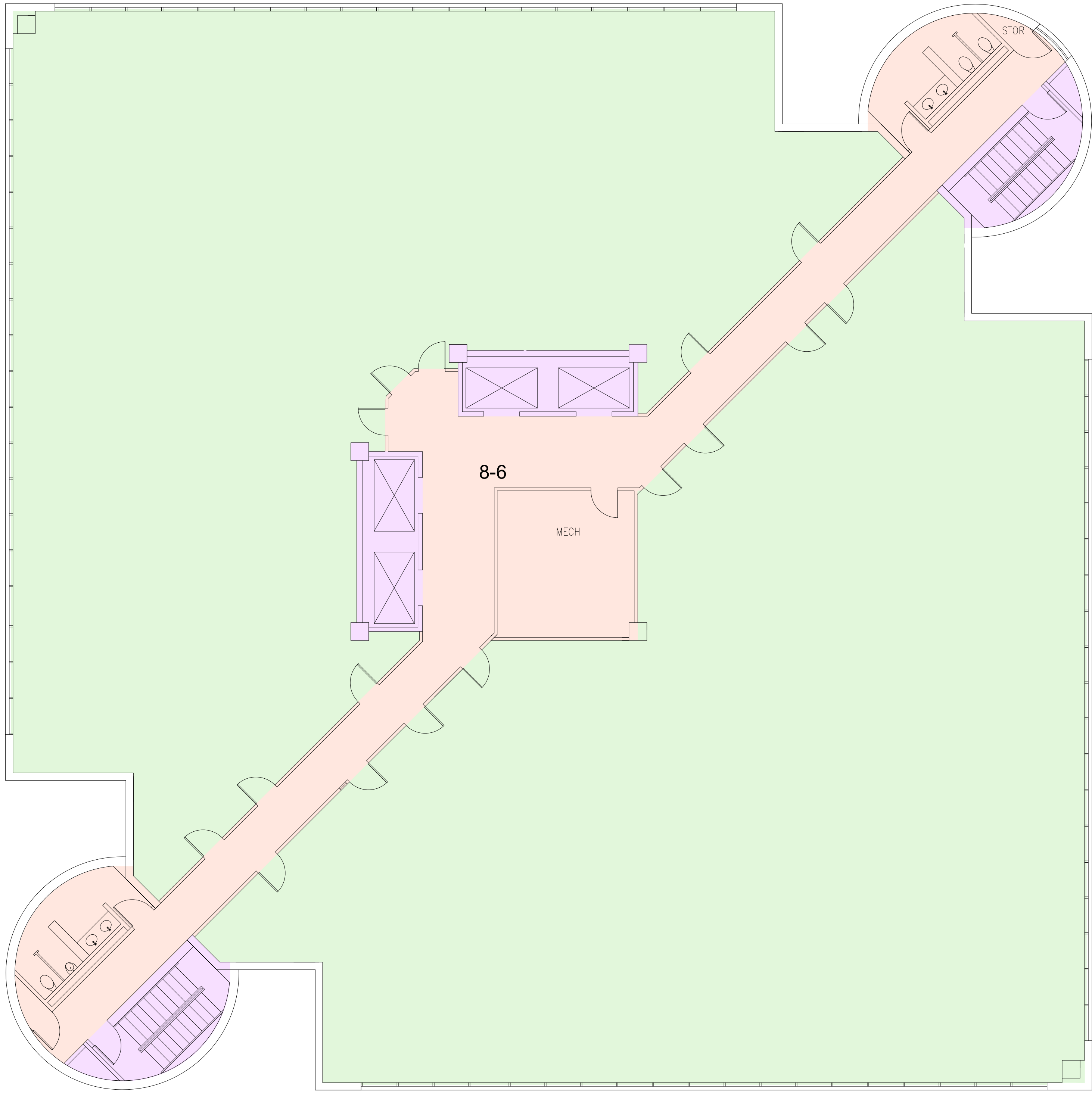
ARCHITECTURAL BOMA ANALYSIS
Rosa Verde Tower
343 West Houston Street
San Antonio, TX

KEY

- MAJOR VERTICAL PENETRATIONS
- OCCUPANT AREA
- BUILDING AMENITY
- FLOOR SERVICE AREA

01	100% SUBMISSION	
NO.	ISSUES REVISIONS	DATE
HL		PROJECT MANAGER
HL		PROJECT DIRECTOR
012317-1		PROJECT NUMBER
1/8"=1'-0"		SCALE
CL		DRAWN BY
		SHEET NUMBER

AB-6



SIXTH FLOOR
ROSA VERDE TOWERS MEDICAL BUILDING

AREA DATA			
INTERIOR GROSS AREA	=	13603	
MAJOR VERTICAL PENETRATIONS	=	616	
PARKING	=	0	
OCCUPANT STORAGE	=	0	
OCCUPANT AREA	=	11308	
BUILDING AMENITIES	=	0	
FLOOR SERVICE AREA	=	1679	

As BUILT

PROFESSIONALS

A DIVISION OF:

AEC

CONSULTANTS INC

www.aecconsultantsinc.com

844.272.8458

© 2011 AEC CONSULTANTS INC

ARCHITECTURAL BOMA ANALYSIS

Rosa Verde Tower

343 West Houston Street

San Antonio, TX

KEY

MAJOR VERTICAL PENETRATIONS

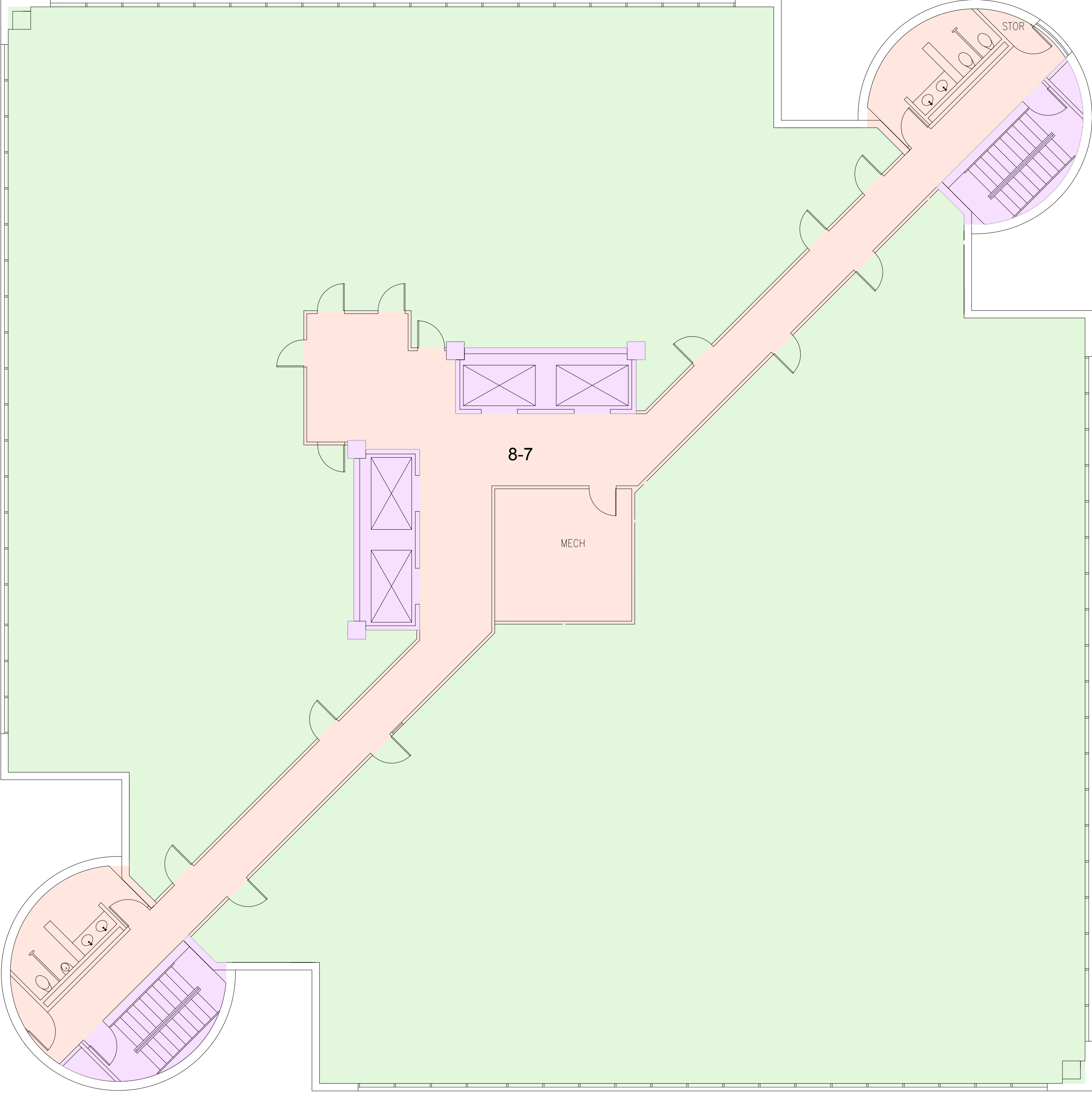
OCCUPANT AREA

BUILDING AMENITY

FLOOR SERVICE AREA

01	100% SUBMISSION	
NO.	ISSUES REVISIONS	DATE
HL		PROJECT MANAGER
HL		PROJECT DIRECTOR
012317-1		PROJECT NUMBER
1/8"=1'-0"		SCALE
CL		DRAWN BY
		SHEET NUMBER

AB-7



SEVENTH FLOOR
ROSA VERDE TOWERS MEDICAL BUILDING

AREA DATA		
INTERIOR GROSS AREA	=	13603
MAJOR VERTICAL PENETRATIONS	=	616
PARKING	=	0
OCCUPANT STORAGE	=	0
OCCUPANT AREA	=	11172
BUILDING AMENITIES	=	0
FLOOR SERVICE AREA	=	1815

As BUILT

PROFESSIONALS

A DIVISION OF:

AEC

CONSULTANTS INC

www.aecconsultantsinc.com

844.272.8458

© 2011 AEC CONSULTANTS INC

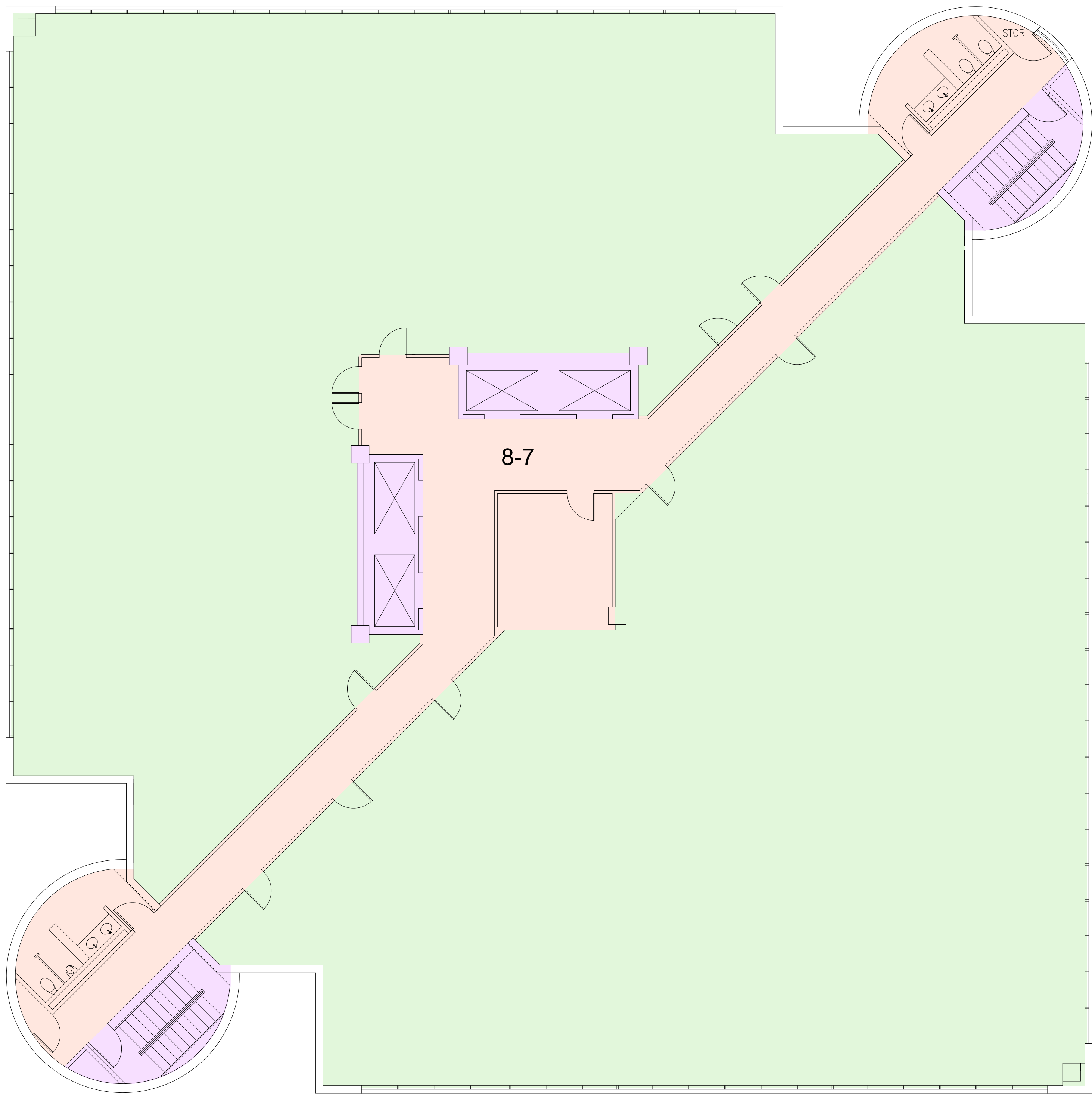
ARCHITECTURAL BOMA ANALYSIS

Rosa Verde Tower

343 West Houston Street

San Antonio, TX

KEY		
	MAJOR VERTICAL PENETRATIONS	
	OCCUPANT AREA	
	BUILDING AMENITY	
	FLOOR SERVICE AREA	
01	100% SUBMISSION	
NO.	ISSUES REVISIONS	DATE
HL		PROJECT MANAGER
HL		PROJECT DIRECTOR
012317-1		PROJECT NUMBER
1/8"=1'-0"		SCALE
CL		DRAWN BY
		SHEET NUMBER



EIGHTH FLOOR
ROSA VERDE TOWERS MEDICAL BUILDING

AREA DATA			
INTERIOR GROSS AREA	=	13603	
MAJOR VERTICAL PENETRATIONS	=	616	
PARKING	=	0	
OCCUPANT STORAGE	=	0	
OCCUPANT AREA	=	11319	
BUILDING AMENITIES	=	0	
FLOOR SERVICE AREA	=	1668	

As BUILT

PROFESSIONALS

A DIVISION OF:

AEC

CONSULTANTS, INC

www.aecconsultantsinc.com

844.272.8458

© 2011 AEC CONSULTANTS INC

ARCHITECTURAL BOMA ANALYSIS
Rosa Verde Tower
343 West Houston Street
San Antonio, TX

KEY

- MAJOR VERTICAL PENETRATIONS
- OCCUPANT AREA
- BUILDING AMENITY
- FLOOR SERVICE AREA

01	100% SUBMISSION	
NO.	ISSUES REVISIONS	DATE
HL		PROJECT MANAGER
HL		PROJECT DIRECTOR
012317-1		PROJECT NUMBER
1/8"=1'-0"		SCALE
CL		DRAWN BY
		SHEET NUMBER

AB-9



AREA DATA		
INTERIOR GROSS AREA	=	13603
MAJOR VERTICAL PENETRATIONS	=	616
PARKING	=	0
OCCUPANT STORAGE	=	0
OCCUPANT AREA	=	11276
BUILDING AMENITIES	=	0
FLOOR SERVICE AREA	=	1711



As BUILT
PROFESSIONALS

A DIVISION OF:

AEC

CONSULTANTS INC

www.aecconsultantsinc.com





844.272.8458

© 2017 AEC CONSULTANTS INC

ARCHITECTURAL BOMA ANALYSIS

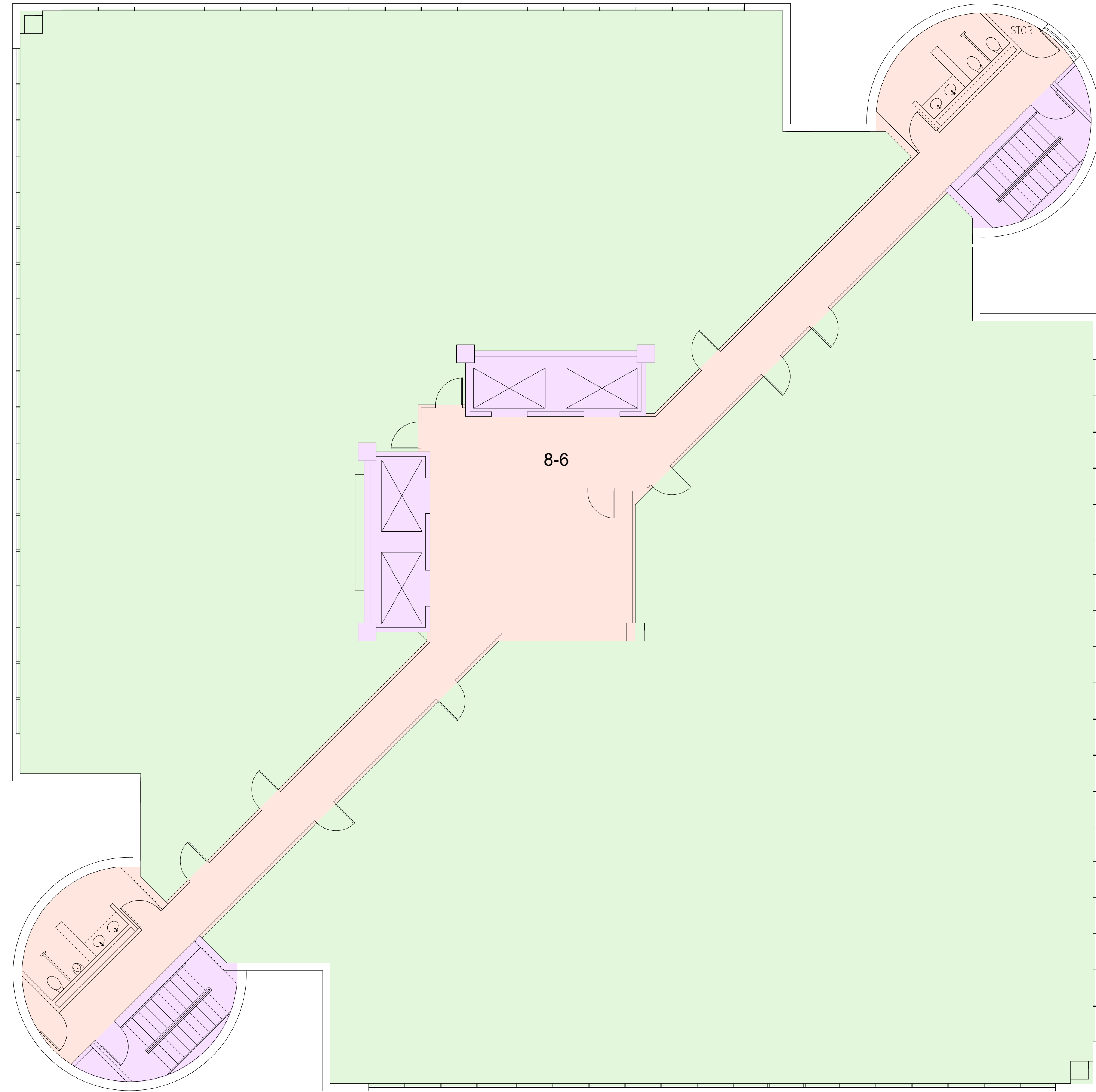
Rosa Verde Tower
343 West Houston Street
San Antonio, TX

KEY

-  MAJOR VERTICAL PENETRATIONS
-  OCCUPANT AREA
-  BUILDING AMENITY
-  FLOOR SERVICE AREA

01	100% SUBMISSION	
NO.	ISSUES REVISIONS	DATE
HL		PROJECT MANAGER
HL		PROJECT DIRECTOR
012317-1		PROJECT NUMBER
1/8"=1'-0"		SCALE
CL		DRAWN BY
		SHEET NUMBER

AB-10



TENTH FLOOR
ROSA VERDE TOWERS MEDICAL BUILDING

AREA DATA		
INTERIOR GROSS AREA	=	13603
MAJOR VERTICAL PENETRATIONS	=	616
PARKING	=	0
OCCUPANT STORAGE	=	0
OCCUPANT AREA	=	11371
BUILDING AMENITIES	=	0
FLOOR SERVICE AREA	=	1616

As BUILT

PROFESSIONALS

A DIVISION OF:

AEC

CONSULTANTS INC

www.aecconsultantsinc.com

844.272.8458

© 2011 AEC CONSULTANTS INC

ARCHITECTURAL BOMA ANALYSIS
Rosa Verde Tower
343 West Houston Street
San Antonio, TX

KEY

- MAJOR VERTICAL PENETRATIONS
- OCCUPANT AREA
- BUILDING AMENITY
- FLOOR SERVICE AREA

01	100% SUBMISSION	
NO.	ISSUES REVISIONS	DATE
HL		PROJECT MANAGER
HL		PROJECT DIRECTOR
012317-1		PROJECT NUMBER
1/8"=1'-0"		SCALE
CL		DRAWN BY
		SHEET NUMBER

AB-11